

# Nursery Rhymes

---

Compiled by  
Tamara Alvarez



## **Index**

<b>I. A page for teachers</b>	2
<b>II. Chart of songs, topic and resource number</b>	5
<b>III. Warming Up Activities</b>	
1. Greetings	6
2. Name	8
3. Parts of the Body	10
4. Actions	12
5. Animals	14
6. Feelings	18
7. Colours	20
8. Numbers	22
9. The Weather	24
10. Healthy habits	26
11. Animal Sounds	28
12. Shapes	31
13. Body movements	33
14. Emotions/Feelings	35
15. Alphabet	37
16. Food	41
17. Days of the Week	44
<b>IV. Lyrics and scripts</b>	46

## **A page for teachers,**

The aim of this booklet and its audio component (CD attached) is to provide traditional and useful resources on nursery rhymes and songs you can use in the classroom as a complementary resource to the contents being exposed to the students. This booklet provides a chart where the topic and track is indicated; warming up activities and lyrics are presented following the number of resource indicated in the chart.

Teaching sounds in class should always be presented as an engaging activity where students are exposed to the sounds through several activities; such as the use of songs, rhymes and stories, among others; in which these sounds can be elicited while the activity is being carried out or after it, but never before. This is tuned within the Child's Language Acquisition Process, Communicative Approach and Total Physical Response (from now on TPR).

Teaching pronunciation strategies take place in every single moment, which is when:

1. The teacher is speaking and giving instructions, he/she is being a role model and therefore the articulation of sounds and instructions should be appropriate.

2. Introducing activities which aim to a particular phoneme or cluster. Teachers should introduce the sound in a dynamic and didactic manner, simulating games and referring to the students' previous knowledge.

For example, if the initial / s / sound is to be introduced, teacher can simulate the sound of a snake and ask the children using TPR to imitate the movement of the snake with their arm as they articulate the sound / s /. On another case, if the initial cluster / st / is being introduced, the same game mentioned in the previous example for /s/ can be used and then explain that the snake is hungry and when that happens, the snake stops moving by using the sound /t/ (which can be repeated many times). In the end, children can play by making the snake move by pronouncing /s/ and making the snake stop by pronouncing /t/ so a game articulating the cluster /st/ takes place.

3. Once the target sound has been presented naturally, with no further explanation and as a game, other pronunciation resources can be used, such as rhymes, stories and songs which reinforce the exposition to the sound. Teachers can make reference to the warming up activity in which the sounds were presented and highlight it.

In sum, sounds should always be presented as a game to students and constantly reflected in the teachers as role models. There are several activities that can be used to present the phoneme or cluster (warm up activity) or to reinforce it once the sounds has

been introduced, these are stories, rhymes, tongue twisters, chants or games such as giving instructions which involve TPR.

It is common for teachers to become a bit nervous when using new resources or activities, especially in the area of pronunciation, but there is nothing as effective for a child to do, perform and articulate sounds. Hence, the teacher's role is a key element to engage the child's eagerness to learn, imitate and play following the teacher's guidelines.

**Have fun!**

Topic	Sounds	Type of resource	Resource nº	Resource
Greetings		Song	1	Greetings
My name /opposites		Rhyme	2	Two blackbirds
Parts of the body		Song	3	Head, shoulder...
Actions		Song	4	Walking
Animals	i:	Story	5	Brown Bear, Brown Bear
Feelings/ Senses		Song	6	Two little eyes
Colours		Songs	7	Rainbow
Numbers		Song	8	Little Indians
Weather		Song	9	Sunshine
Health		Song	10	Two clean hands
Wheels		Song	11	The wheels of the bus
Animal Sounds		Rhyme	12	Row the boat
Good night		Song	13	Good Night Song
	m/b/d	Song	14	Five little monekys
Greeting		Song	15	Little hand where are you
Colours		Song	16	Colours
Numbers		Song	17	The Counting Song
Shapes		Rhyme	18	Make a Shape
Body movements		Song	19	Body Movement
Feelings		Song	20	If you are happy
Alphabet		Song	21	ABC Song
Foods		Rhyme	22	Little Tea pot
Weather		Chant	23	It's Raining, it's Pouring
	h	Chant	24	Harry Hat Man
Animals		Song	25	Old Mc Donald
	k	Tongue Twister	26	Clair and Carol
	t	Song	27	Twinkle Twinkle
	s	Tongue Twister	28	Sally sells sea shells
	g/m	Tongue twister	29	Ten tiny timid tigers
	l/p/t	Rhyme	30	Miss Polly
	b	Chant	31	Bingo
	f/s	Chant	32	Five little ducks
Fish		Story	33	Rainbow Fish
	h	Rhyme	34	Humpty Dumpty
Whales		Song	35	Baby Beluga
	short o	Chant	36	Oscar Orange
Days of the week		Song	37	Days of the week
Opposites		Song	38	Hokey Pokey

# Greetings and farewells

Hello ! / Hi !



Good morning.



Good afternoon.



Good evening.




.....  
madam.

8:15 a.m.



.....  
sir.

2:15 p.m.




Trace the Greetings and paint the  
images



Hello



Good Bye



Good Morning

Good Afternoon



Good Night



[https://vk.com/page-74790878\\_48418665](https://vk.com/page-74790878_48418665)



## Patterned Name Art

Patterns come in many shapes, sizes and colors. As your child alters one element and then another, this particular set of patterns will form her name in a piece of artwork that's as unique as she is.

### What You Need:

- Paper
- Pencil
- Markers, crayons or colored pencils

### What You Do:

1. What patterns fascinate your child? Perhaps it's the repetition found in nature ranging from the stripes on a tiger to the spots on a jaguar. Or, it might be the bold geometric prints in Native American beadwork.
2. As you talk about patterns, have your child use the pencil to draw her name in large block letters. The letters should be big enough to fill with clearly visible patterns.
3. Have your child create a pattern to fill in the first letter in her penciled name. For this example, we used a combination of red checks and lines.
4. Fill the next letter with the same pattern but alter one element of the pattern. It can be a change in color or a shape or line. In this example, we removed the lines and have created a similar pattern with only red checks.
5. Again, fill the next letter making one change in the pattern used in the previous letter. This time we changed the color for a pattern of blue checks.
6. Continue changing one element at a time, letter by letter, until the entire name is filled in. Our example started with a pattern of red stripes and checks, and finished with with a pattern of blue stripes and checks.

Expand on this project by creating a whole series of patterned names. In one, change only the color. In another change only the scale, or size, of the pattern. How many different ways can you vary this and what is the effect in each?




<http://www.education.com/activity/article/patterned-name-art/>



# List of Opposites



up



down



closed



open



happy



sad



cold




hot



fast



slow



big



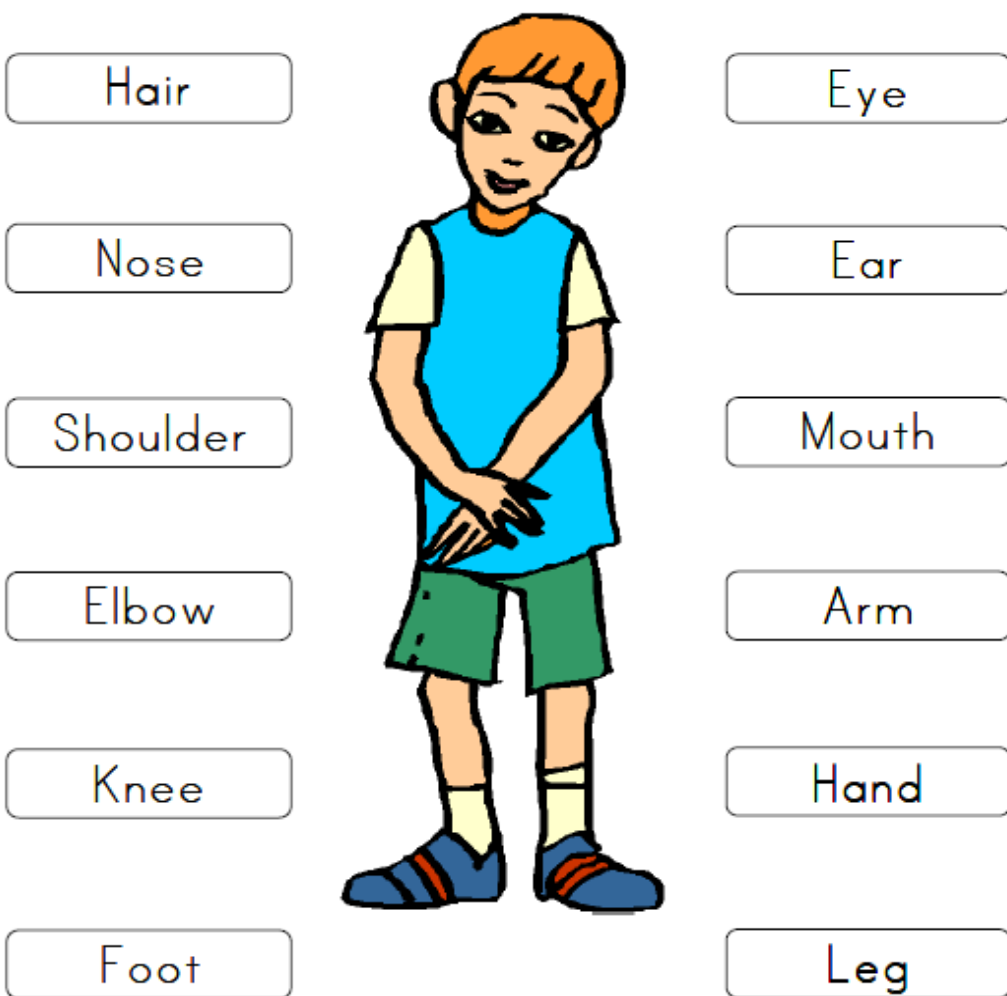
small

[guruparents.com](http://guruparents.com) 

Name \_\_\_\_\_

## Label Body Parts Worksheet

Look at the picture of the boy below and read each of the names of the body parts in the boxes next to the boy. Then draw a line from each of the body part names to the body part on the boy.



## PARTS OF THE BODY

A. Look, read and choose the correct monster.  
There is one example(0) .



A, B, or C?	
0. It's got two ears.	C
1. It's got four eyes.	
2. It's got four toes.	
3. It's got three noses.	
4. It's got four ears.	
5. It's got two noses.	
6. It's got three ears.	
7. It's got three eyes.	
8. It's got six toes.	
9. It's got two noses.	
10. It's got two ears.	

B. Look at the picture. Write the words from the box. There is one example (0).

big / feet / small / toes / mouth / four / big / noses / small / two

My name is Bonzo. I am a funny monster. I have got a big head and a 0) big body. I have got 1) four ears. I have got ten, 2) eyes. I have got two big 3) noses and a very big 4) mouth. I have got two arms and 5) small hands. I have got very short legs and two 6) feet. I have got six 7) toes. Can you see my teeth? Yes,... I have got two teeth and one tooth!





# ACTION VERBS PICTURE DICTIONARY



add



walk



start



count



open



close



talk



look



listen



wash



watch



clean



smell



taste



stop



cry



try



eat



smile



speak



give



write



sing



drink



laugh



sit



stand




sleep





read

# ACTION VERBS

Unscramble the action verbs vocabulary and number the pictures



1. pone \_\_\_\_\_
2. kolo \_\_\_\_\_
3. lesoc \_\_\_\_\_
4. unr \_\_\_\_\_
5. edar \_\_\_\_\_
6. iertw \_\_\_\_\_
7. sahww \_\_\_\_\_
8. leslm \_\_\_\_\_
9. esitln \_\_\_\_\_
10. lwka \_\_\_\_\_
11. uhlga \_\_\_\_\_
12. lakt \_\_\_\_\_





# FARM ANIMALS PICTURE DICTIONARY



**GOAT**



**SHEEP**



**HORSE**



**GOOSE**



**CAT**



**DOG**



**PIG**



**DUCK**



**COW**



**RABBIT**




**CHICKEN**



**ROOSTER**



**TURKEY**



**PIGEON**



**DONKEY**



Copyright © 2013. [englishsheets.com](http://englishsheets.com). All rights reserved.

## WILD ANIMALS MEMORY GAME


[www.anglomaniacy.pl](http://www.anglomaniacy.pl)

### HOW TO PLAY

In the game of Memory, players try to collect pairs of matching cards.

1. All of the cards are placed face down on a flat surface.
2. A player turns up two cards; if they match, they are collected by the player and he or she goes again.
3. If they don't match, the cards are flipped over and it's the next player's turn.
4. The player with the most matching sets of cards at the end of the game wins.

**snake**



**kangaroo**





**lion**




**zebra**



**giraffe**




**elephant**



**hippo**



**rhino**



**crocodile**



**tiger**



# My Five Senses

Name \_\_\_\_\_



I see with my \_\_\_\_\_



I hear with my \_\_\_\_\_



I taste with my \_\_\_\_\_



I touch with my \_\_\_\_\_



I smell with my \_\_\_\_\_

<http://worksheetplace.com> ©

# Your Senses

**Eye**  
sense of sight



**Tongue**  
sense of taste



**Hand**  
sense of touch



**Ear**  
sense of hearing






**Nose**  
sense of smell



Look at the pictures in each row.

Draw a picture in the box that shows each sense you would use.



# Colour Match up

Match the words to the colours.

pink

blue

green

yellow

red

black

pink

orange


brown

white



## Colour Pattern


Complete the pattern by colouring the splats.








# Numbers 1 - 20

<b>1</b>  One	<b>2</b>  Two	<b>3</b>  Three	<b>4</b>  Four	<b>5</b>  Five
<b>6</b>  Six	<b>7</b>  Seven	<b>8</b>  Eight	<b>9</b>  Nine	<b>10</b>  Ten
<b>11</b>  Eleven	<b>12</b>  Twelve	<b>13</b>  Thirteen	<b>14</b>  Fourteen	
<b>15</b>  Fifteen	<b>16</b>  Sixteen	<b>17</b>  Seventeen		
<b>18</b>  Eighteen	<b>19</b>  Nineteen	<b>20</b>  Twenty		

# Count and Tally




## Tally Chart

Copyright © 2016 www.worksheetfun.com All rights reserved




# WEATHER CONDITIONS PICTURE DICTIONARY



**SUNNY**



**CLOUDY**



**PARTLY CLOUDY**



**STORMY**



**SNOWY**



**WINDY**



**RAINY**



**HOT**



**COLD**

# WEATHER CONDITIONS MATCHING EXERCISE WORKSHEET

LOOK AT THE WEATHER VOCABULARY LIST BELOW AND WRITE THEM UNDER THE CORRECT PLACES



- warm
- tornado
- sunny
- partly-cloudy



- snowy
- stormy
- rainbow
- cold
- windy



- hot
- freezing
- dry
- weather forecast
- rainy








Share with others.



Raise your hand if you want to say something in class.



Take turns.



I found your ruler.

Respect other people's things.



Be a good sport.

Say "I'm sorry" when you hurt someone.

I'm sorry!

Say "Thank you!"



Thank you!



Help others.



Pick up after yourself.



Greet people you know.

Listen when others are speaking.



The little bird was happy to see his friend...

Chew with your mouth closed.



Keep your hands and feet to yourself.



Cover your mouth when you cough or sneeze.



AH-CHOO!



Use your words when you are angry.

PERSONAL HYGIENE

Sequence the pictures in order of 1 to 4.



## ANIMAL SOUNDS

Match the animals with their sound.



Match the animals with their sound.



Tiger



baa



Duck



Bellow



Sheep



Grrr



Alligator



Bleat



Giraffe



Quack



Cow







Moo



## Animal Sounds

Match the sounds with the right animals:




- \_\_\_\_\_ buzz
- \_\_\_\_\_ tweet-tweet
- \_\_\_\_\_ meow
- \_\_\_\_\_ moo
- \_\_\_\_\_ woof-woof
- \_\_\_\_\_ neigh
- \_\_\_\_\_ quack
- \_\_\_\_\_ croak
- \_\_\_\_\_ grrr
- \_\_\_\_\_ oink-oink
- \_\_\_\_\_ eeh-aah
- \_\_\_\_\_ coo
- \_\_\_\_\_ cluck-cluck
- \_\_\_\_\_ baa-baa

## SHAPES

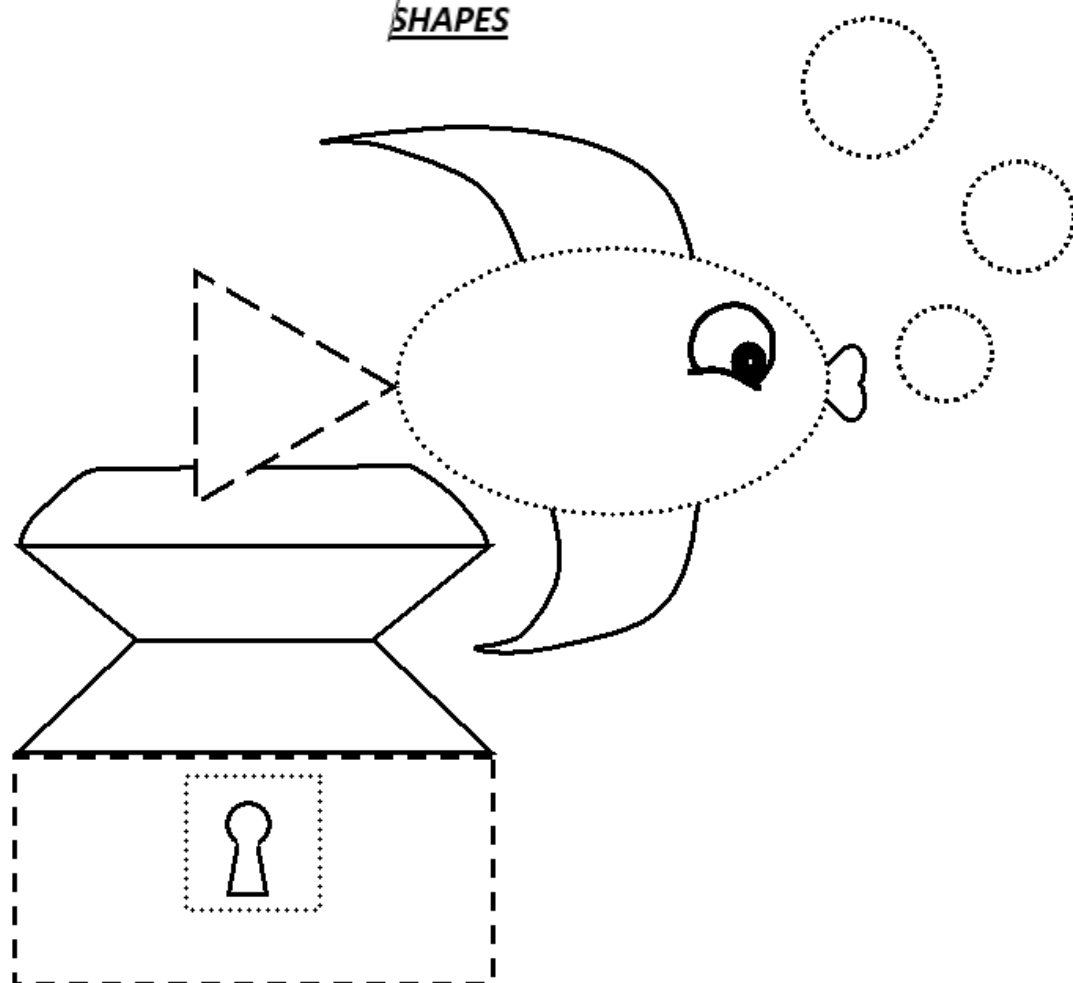
**www.KidZone.ws**  
learning shapes






Name: \_\_\_\_\_

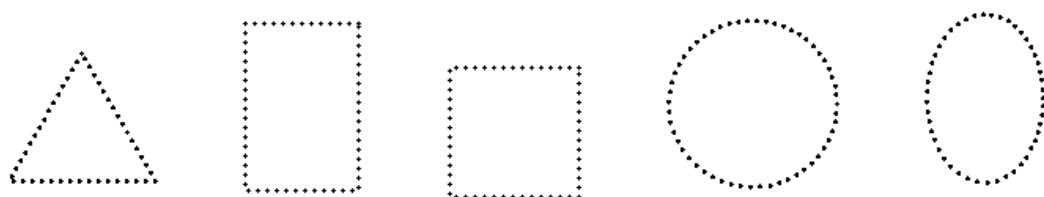


**Shapes and Colors:** Trace the squares □ and color them blue.  
Trace the triangles △ and color them green.  
Trace the circles ○ and color them red.  
Trace the rectangles ▭ and color them orange.  
Trace the ovals ⬭ and color them purple.

## SHAPES

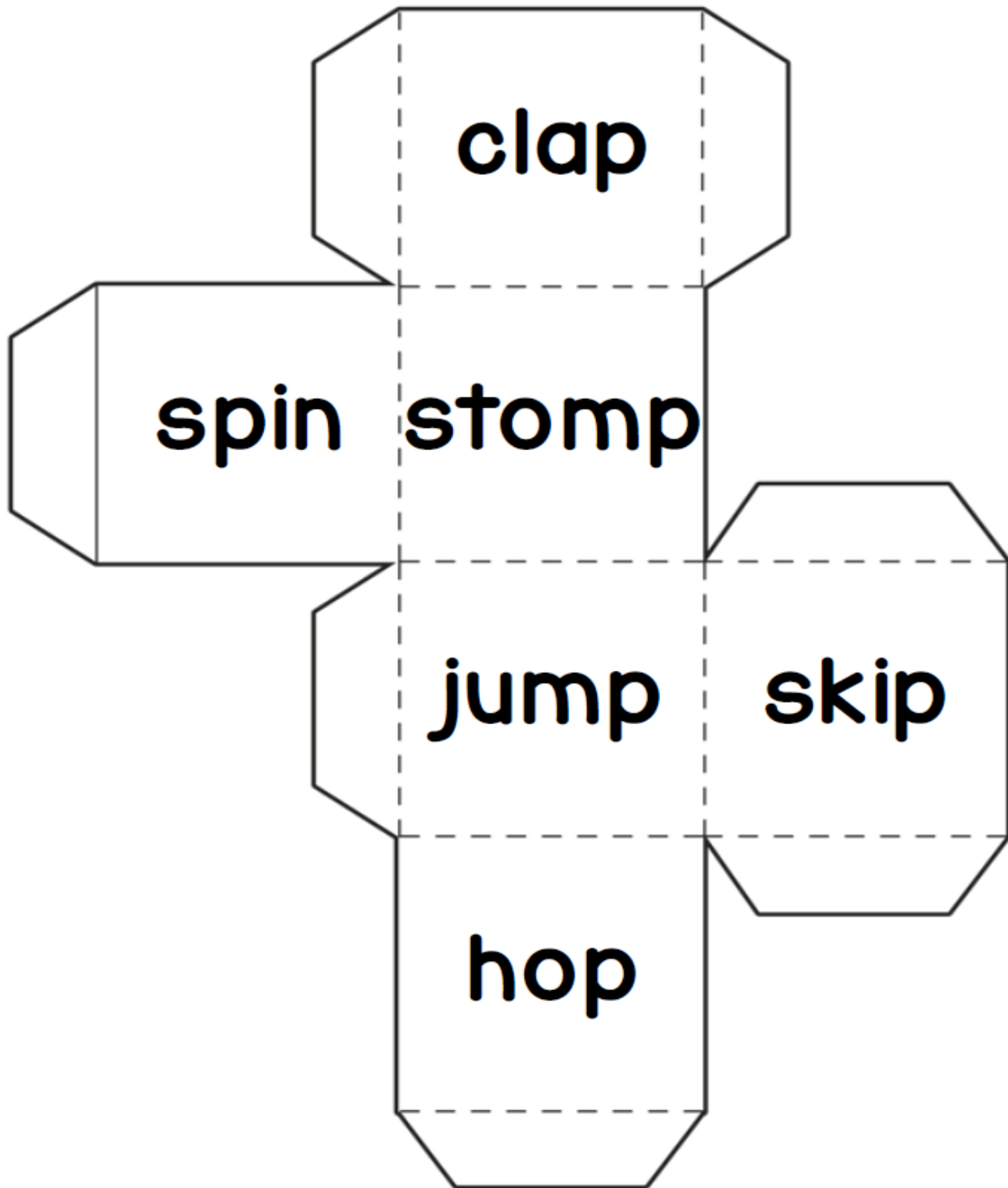


**Shapes and Colors:** Trace the rectangles  and color them brown.  
Trace the squares  and color them grey.  
Trace the triangles  and color them purple.  
Trace the ovals  and color them green.  
Trace the circles  and color them blue.

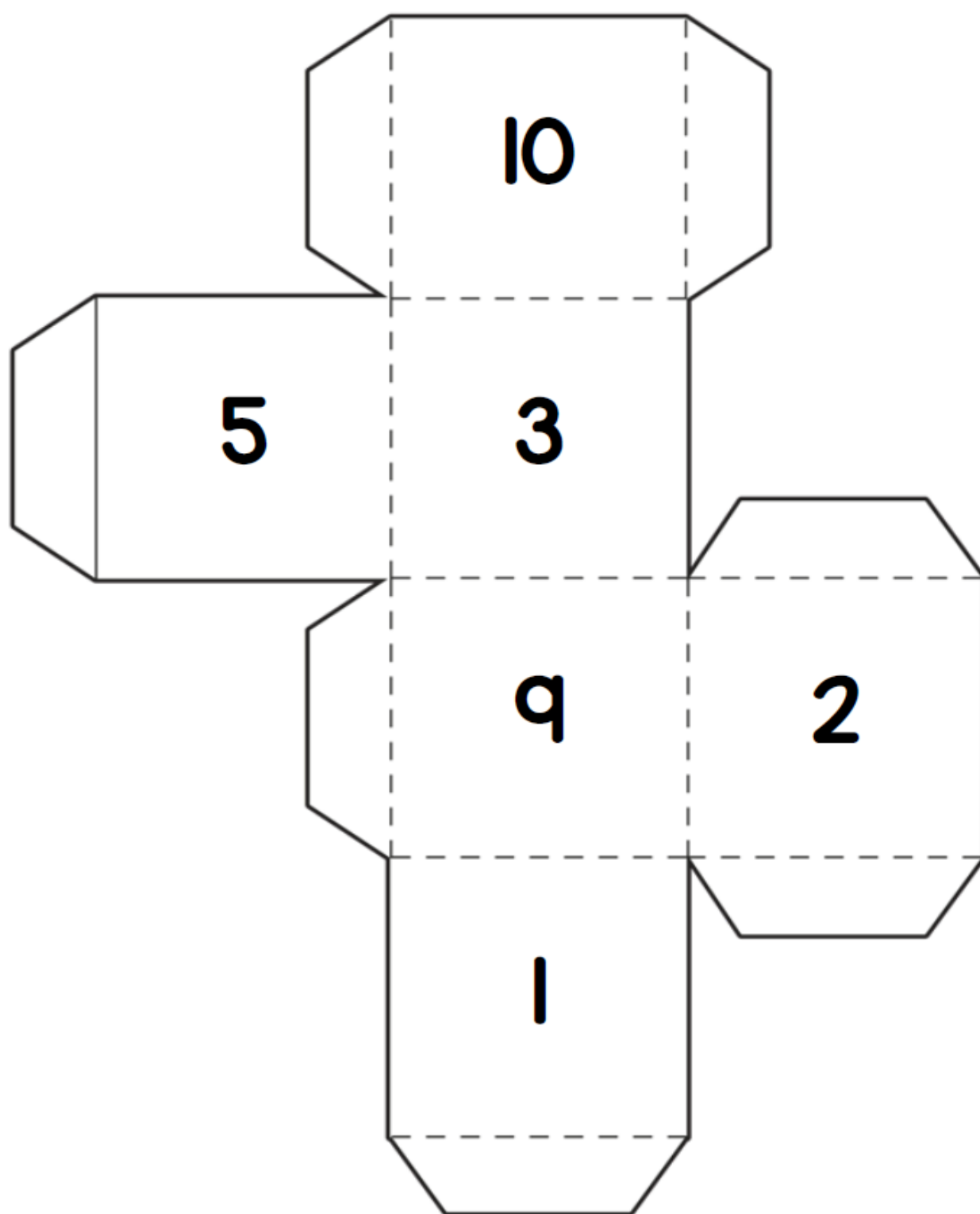




**ACTION DICE**



Copyright© Life Over C's 2015



Copyright© Life Over C's 2015

# FEELINGS PICTURE DICTIONARY



happy



bored



sad



angry



scared



worried



confused



crazy



shocked



tired



curious



in love

# FEELINGS VOCABULARY MATCHING WORKSHEET

LOOK AT THE WORDS IN THE LIST BELOW AND WRITE THEM UNDER THE CORRECT PICTURES

- angry
- tired
- happy
- confused

- bored
- crazy
- scared
- curious

- worried
- in love
- shocked
- sad



1) \_\_\_\_\_



2) \_\_\_\_\_



3) \_\_\_\_\_



4) \_\_\_\_\_



5) \_\_\_\_\_



6) \_\_\_\_\_



7) \_\_\_\_\_



8) \_\_\_\_\_



9) \_\_\_\_\_



10) \_\_\_\_\_

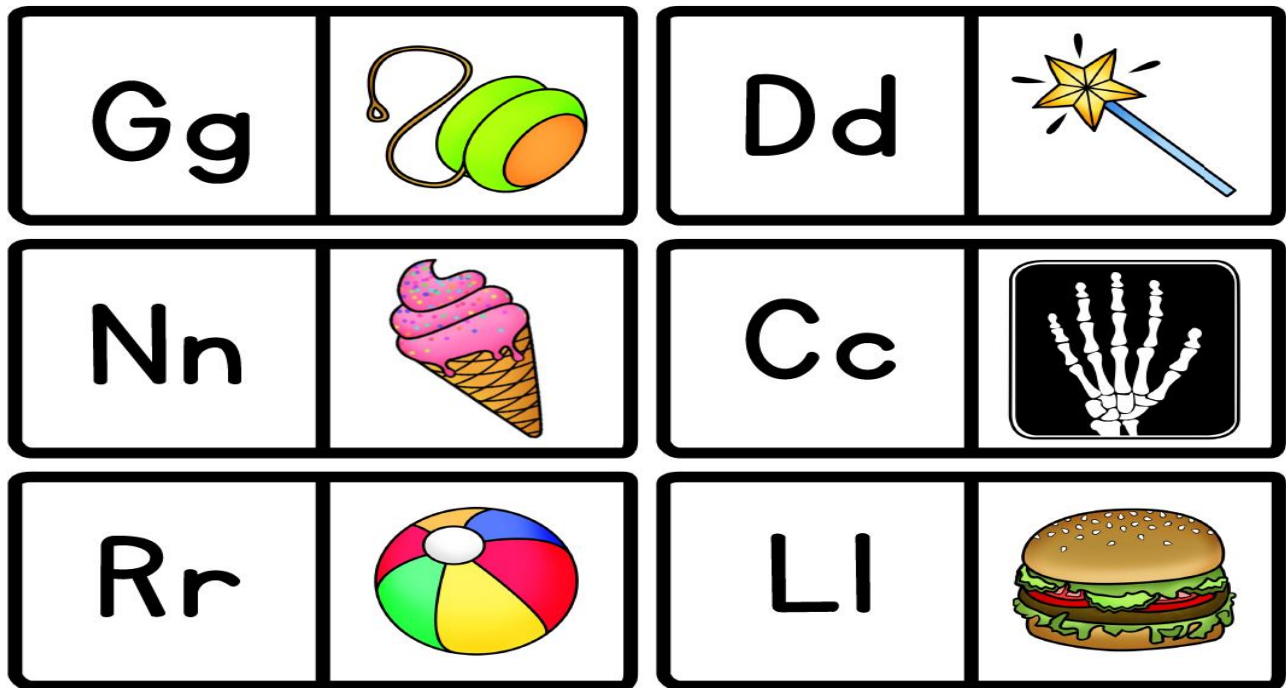


11) \_\_\_\_\_

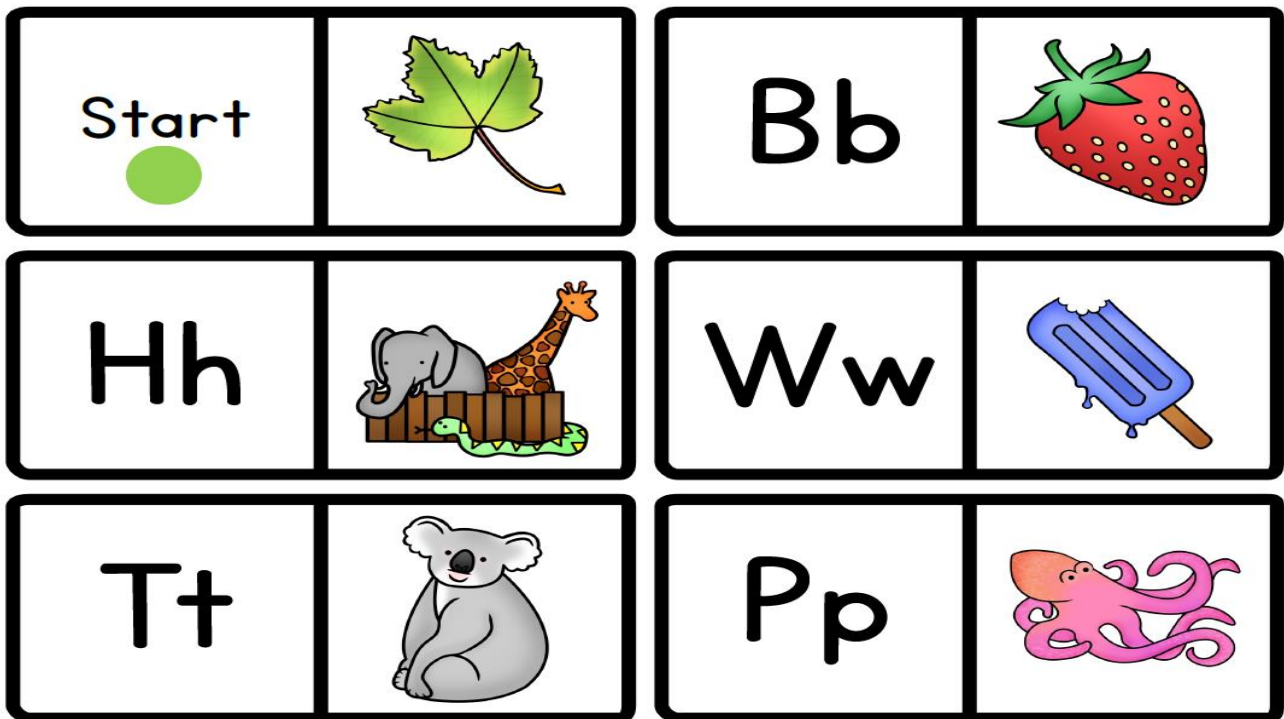


12) \_\_\_\_\_

ALPHABET DOMINOE



[www.happybrownhouse.com](http://www.happybrownhouse.com)



[www.happybrownhouse.com](http://www.happybrownhouse.com)



Ss



Oo



Aa




Ee



Kk



Ii




[www.happybrownhouse.com](http://www.happybrownhouse.com)

Mm



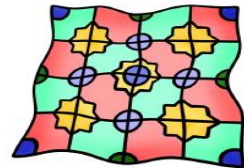
Yy




Qq



Jj



Xx



Uu



[www.happybrownhouse.com](http://www.happybrownhouse.com)

Zz



Vv



Ff

Stop  

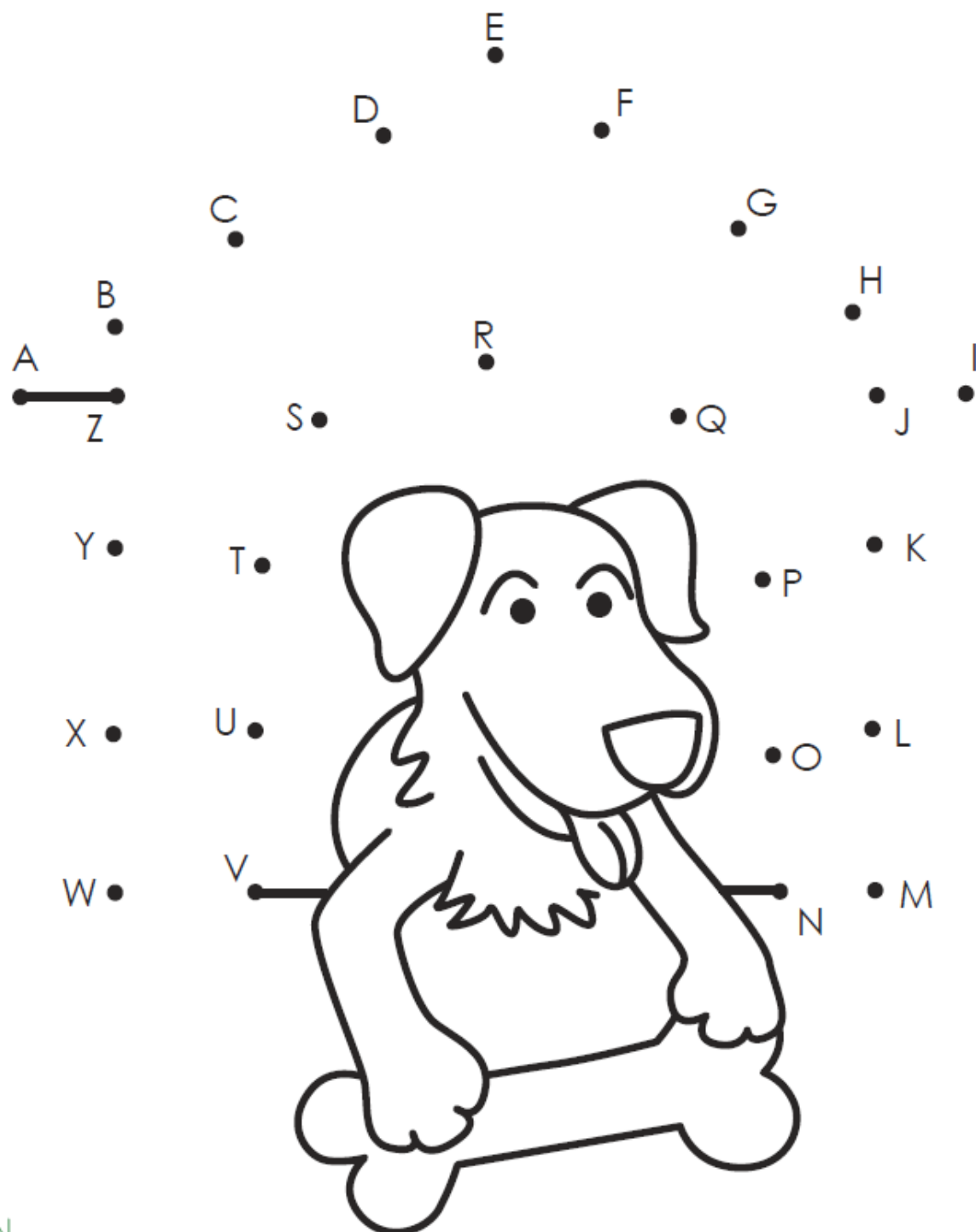

### Alphabet Dominoes Busy Bag

How to play: Start at the green light. Match the pictures on the domino to the beginning letter sounds on another domino.

When you are done, you will see the red light.



Connect the dots then color in the hidden picture!  
Connect the dots from A to Z in alphabetical order.






## What is there in the fridge?

Write the correct number in front of each word:




- |          |      |              |      |                |      |         |      |
|----------|------|--------------|------|----------------|------|---------|------|
| tomatoes | ---- | oranges      | ---- | carrots        | ---- | honey   | ---- |
| eggplant | ---- | cereal       | ---- | cottage cheese | ---- | yoghurt | ---- |
| grapes   | ---- | mustard      | ---- | chicken        | ---- | milk    | ---- |
| cabbage  | ---- | eggs         | ---- | icecream       | ---- | pie     | ---- |
| jam      | ---- | orange juice | ---- | soda           | ---- | ketchup | ---- |
| bananas  | ---- | fish         | ---- | pizza          | ---- | cola    | ---- |
| butter   | ---- | soup         | ---- | cheese         | ---- | melon   | ---- |

# Food



butter



cheese



eggs



milk



yogurt



fish



meat



flour



water



sugar



salad



olive oil



hamburger



pizza



soup



cake



juice



lemonade



ice-cream



tea



1. \_\_\_\_\_
2. \_\_\_\_\_
3. \_\_\_\_\_
4. \_\_\_\_\_
5. \_\_\_\_\_
6. \_\_\_\_\_
7. \_\_\_\_\_
8. \_\_\_\_\_
9. \_\_\_\_\_
10. \_\_\_\_\_

11. \_\_\_\_\_
12. \_\_\_\_\_
13. \_\_\_\_\_
14. \_\_\_\_\_
15. \_\_\_\_\_
16. \_\_\_\_\_
17. \_\_\_\_\_
18. \_\_\_\_\_
19. \_\_\_\_\_
20. \_\_\_\_\_

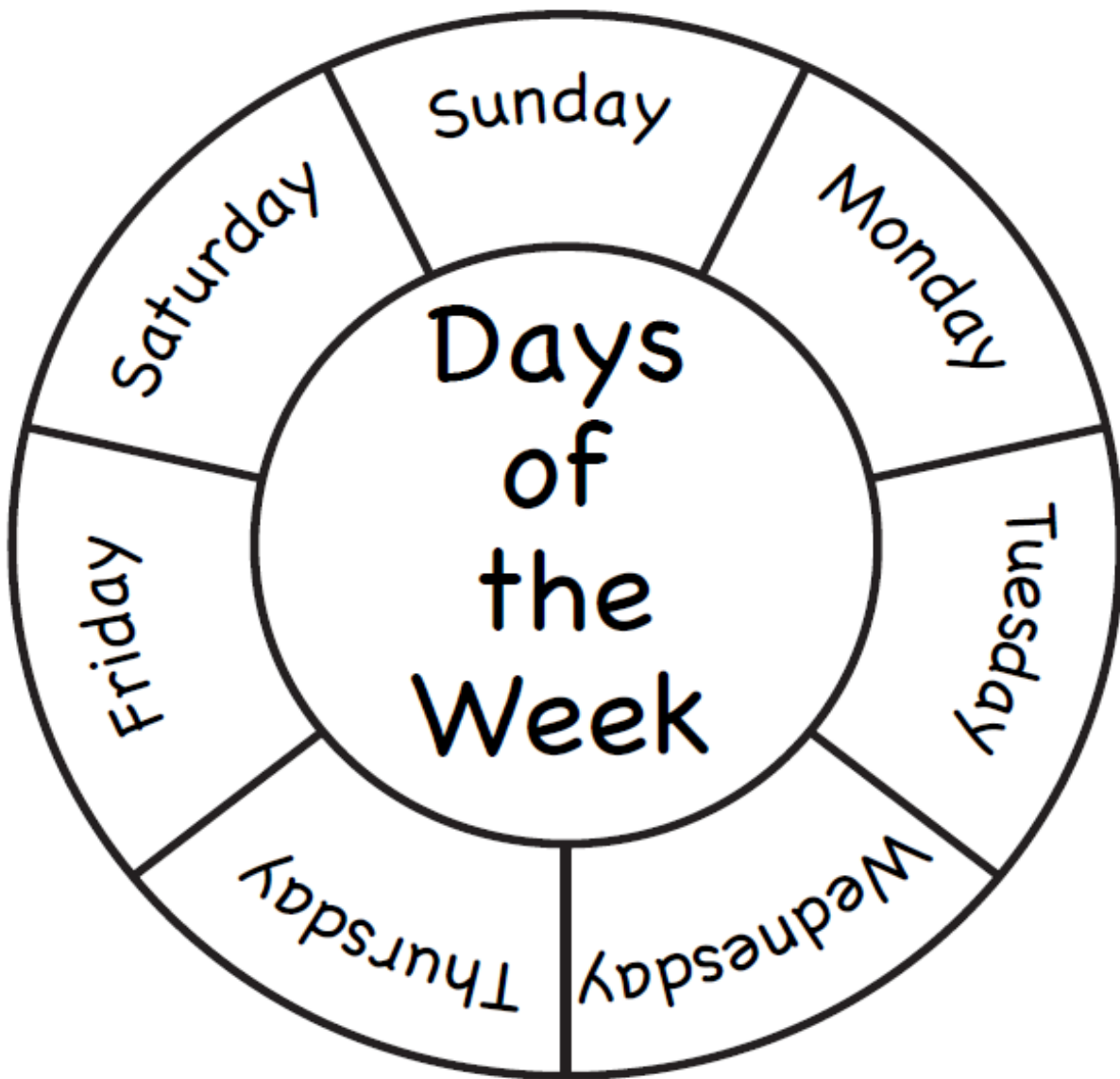
The worksheet includes a word search grid with the following letters:

F	X	I	T	J	H	A							
L	A	H	H	I	S	Z							
O	U	L	S	D	O	Z							
U	I	S	E	Y	U	I							
R	C	K	Y	M	P	P							
J	E	L	O	W	O	L							
B	-	I	G	E	Q	N							
U	C	M	U	P	Z	R	A	D	E	C	I	U	J
T	R	L	R	A	G	U	S	D	A	L	A	S	C
T	E	T	T	A	E	T	R	L	E	Q	Y	R	H
E	A	O	L	I	V	E	D	O	I	L	E	S	E
R	M	D	T	O	C	A	K	E	R	T	I	P	E
R	E	G	R	U	B	M	A	H	A	F	J	Q	S
T	A	E	M	E	G	G	S	W	S	U	Y	U	E

The numbered food items are:

- Eggs
- Cheese
- Butter
- Burger
- Salmon
- Steak
- Ice cream
- Milk
- Ice cream
- Yogurt
- Birthday cake
- Olive oil
- Juice
- Water
- Pizza
- Salad
- Soup
- Tea
- Sandwich

# Days of the Week



# Days of the Week

Yesterday and tomorrow

yesterday	today	tomorrow
	Wednesday	
Monday		
	Thursday	
Saturday		
Friday		Sunday
Thursday		
Sunday		Tuesday

Monday

Friday

Tuesday

Saturday

Wednesday

Sunday

Thursday



## Scripts

### **Resource nº 1**

#### Greetings

Hello

How Are you? Fine, thank you.

Good morning. Good morning. Good day.

Good Night. Good Evening. Good Evening.

Bye bye, Bye bye. Happy Birthday

(Chant is repeated three times)

### **Resource nº 2**

#### Two Blackbirds

Two little blackbirds sitting on a hill.

One named Jack and one named Jill.

Fly away Jack, flay away Jill.

Come back Jack, come back Jill.

Two little blackbirds flying in the sky.

One named Low and one named High...

Two little blackbirds sitting on a pole.

One named Fast and one named Slow...

Two little blackbirds sitting on a gate...

One named Early and one named Late...

(video example: [http://wiki.kcls.org/tellmeastory/index.php/Two\\_Little\\_Blackbirds](http://wiki.kcls.org/tellmeastory/index.php/Two_Little_Blackbirds))

## Resource nº 3

### Head, Shoulder...

Head, shoulders, knees and toes,  
Knees and toes.

Head, shoulders, knees and toes,  
Knees and toes.

And eyes, and ears, and mouth,  
And nose.

Head, shoulders, knees and toes,  
Knees and toes.

(Place both hands on parts of body as they are mentioned. On second time speed up, and get faster with each verse.)

## Resource nº 4

### Walking

Walking, walking. Everybody's walking

Waking, Walking, Everybody Stop.

Running, running. Everybody's running

Running, running, Everybody Stop.

Drinking, drinking. Everybody's walking

Drinking, drinking. Everybody Stop.

Swimming, swimming. Everybody's walking

Swimming, swimming. Everybody Stop.

Jumping, jumping. Everybody's jumping.

Jumping, jumping. Everybody Stop.

Reading, reading. Everybody's reading.

Reading, reading. Everybody Stop.

## Resource nº 5

### Brown Bear, Brown Bear, What do you see?

Brown bear, brown bear  
What do you see?  
I see a red bird  
Looking at me

Red bird, red bird  
What do you see?  
I see a yellow duck  
Looking at me

Yellow duck, yellow duck  
What do you see?  
I see a blue horse  
Looking at me

Blue horse, blue horse  
What do you see  
I see a green frog  
Looking at me

Green frog, green frog  
What do you see?  
I see a purple cat  
Looking at me

Purple cat, purple cat  
What do you see?  
I see a white dog  
Looking at me

White dog, white dog  
What do you see?  
I see a black sheep  
Looking at me

Black sheep, black sheep  
What do you see?  
I see a gold fish  
Looking at me

Gold fish, gold fish  
What do you see?  
I see a mother  
Looking at me

Mother, mother  
What do you see?  
I see beautiful children  
Looking at me

Children, children  
What do you see?  
We see a brown bear  
A red bird  
A yellow duck  
A blue horse  
A green frog  
A purple cat  
A white dog  
A black sheep  
A gold fish  
And a mother looking at us  
That's what we see

## **Resource nº 6**

### **Feelings**

Two little eyes to look around.  
Two little ears to hear each sound.

One little nose to smell what's sweet.  
One little mouth that likes to eat.

(repeat chant)

## **Resource nº 7**

### **Rainbow**

Red and yellow and pink and green  
Purple and orange and blue  
I can sing a rainbow, sing a rainbow, sing a rainbow too.

## Resource nº 8

### Little Indians

One little, two little, three little Indians  
Four little, five little, six little Indians  
Seven little, eight little, nine little Indians  
Ten little Indian boys.

Ten little, nine little, eight little Indians  
Seven little, six little, five little Indians  
Four little, three little, two little Indians  
One little Indian boy.

## Resource nº 9

### Sunshine

You are my sunshine  
My only sunshine.  
You make me happy  
When skies are grey.  
You'll never know, dear,  
How much I love you.  
Please don't take my sunshine away  
The other night, dear,  
As I lay sleeping  
I dreamed I held you in my arms.  
When I awoke, dear,  
I was mistaken  
And I hung my head and cried.  
You are my sunshine,  
My only sunshine.  
You make me happy  
When skies are grey.  
You'll never know, dear,  
How much I love you.  
Please don't take my sunshine away.  
Please don't take my sunshine away



## Resource nº 10

### Two Clean Hands

Two clean hands and two fat thumbs

Eight little fingers,

Ten little toes,

One round head goes nod, nod, nodding

One tiny nose

## Resource nº 11

### The Wheels of the Bus

The wheels on the bus go round and round

Round and round, round and round

The wheels on the bus go round and round

All through the town.

(Roll hands over each other)

The wipers on the bus go "Swish, swish, swish,

Swish, swish, swish, swish, swish, swish"

The wipers on the bus go "Swish, swish, swish"

All through the town.

(Put arms together in front of you and 'swish' like windshield wipers)

The door on the bus goes open and shut

Open and shut, open and shut

The door on the bus goes open and shut

All through the town.

(Cover eyes with hands on 'shut' and uncover them on 'open')

The horn on the bus goes "Beep, beep, beep

Beep, beep, beep, beep, beep, beep"

The horn on the bus goes "Beep, beep, beep"

All through the town.

(Pretend to honk horn)

The gas on the bus goes "Glug, glug, glug

Glug, glug, glug, glug, glug, glug"

The gas on the bus goes "Glug, glug, glug"

All through the town.

(Pretend to fill tank using pointer finger as gas nozzle)

The money on the bus goes "Clink, clink, clink,  
Clink, clink, clink, clink, clink, clink"  
The money on the bus goes "Clink, clink, clink"  
All through the town.  
(Pretend to put money in cash box on bus)

The baby on the bus says, "Wah, wah, wah!  
Wah, wah, wah, wah, wah, wah!"  
The baby on the bus says, "Wah, wah, wah!"  
All through the town.  
(Fisted hands in front of eyes and rub them like baby crying)

The people on the bus say, "Shh, shh, shh,  
Shh, shh, shh, shh, shh, shh"  
The people on the bus say, "Shh, shh, shh"  
All through the town.  
(Put pointer finger to mouth to 'shhh')

The mommy on the bus says, "I love you,  
I love you, I love you"  
The daddy on the bus says, "I love you, too"  
All through the town.  
(Point to self on 'I', right hand over heart on 'love', and point to other on 'you')

## **Resource nº 12**

### **Row the boat**

Row, row, row your boat  
Gently down the stream  
Merrily, merrily, merrily, merrily  
Life is but a dream

Row, row, row your boat  
Gently up the creek If you see a little mouse  
Don't forget to squeak!

Row, row, row your boat  
Gently down the stream If you see a crocodile  
Don't forget to scream!

Row, row, row your boat  
Gently to the shore  
If you see a lion  
Don't forget to roar!

## Resource nº 13

### Good Night Song

The time has come to say goodnight,  
To say sleep tight, 'til the morning light.  
The time has come to say goodnight  
at the end of a lovely day.  
We've had so much fun today.  
Tomorrow's just a dream away.  
The time has come to say goodnight  
at the end of a lovely day.

## Resource nº 14

### Five Little Monkeys

Five little monkeys jumping on the bed  
One fell off and bumped his head  
So Momma called the doctor and the doctor said  
No more monkeys jumping on the bed!

Four little monkeys jumping on the bed  
One fell off and bumped his head  
So Momma called the doctor and the doctor said  
No more monkeys jumping on the bed!

Three little monkeys jumping on the bed  
One fell off and bumped his head  
So Momma called the doctor and the doctor said  
No more monkeys jumping on the bed!

Two little monkeys jumping on the bed  
One fell off and bumped his head  
So Momma called the doctor and the doctor said  
No more monkeys jumping on the bed!

One little monkey jumping on the bed  
He fell off and bumped his head  
So Momma called the doctor and the doctor said  
No more monkeys jumping on the bed!

No little monkeys jumping on the bed  
None fell off and bumped his head  
So Momma called the doctor and the doctor said  
Put those monkeys back in bed!

## Resource nº 15

### Little hands where are you?

Little hands where are you?

Little hands here you are.

How are you today? Very well, and thank you.

Run away, run away, run away.

(repeat twice)

## Resource nº 16

### Colours

Blue, Blue, Blue is the sky, sky, Sky.

Red, red, red is the rose, rose, rose.

Green, green, green is the grass, grass, grass.

One, Two, Three, Four, Five, Six, Seven, Eight, Nine, Ten, Ten, Ten, Ten are my toes, toes, toes.

(repeat twice)

## Resource nº 17

### The Counting Song

Come along everybody and join with me

And together we'll sing a little one two three

It's not much different than your ABCs

Nothing could be easier, just follow me

One two three

Four five six

Seven eight nine

Ten eleven twelve

Now you're a member of the counting choir

So let's climb up just a little bit higher

Thirteen fourteen

Fifteen sixteen

Seventeen eighteen

Nineteen twenty

Come along everybody and join with me

And together we'll sing a little one two three

Make your voice ring out and rattle the blinds

And let's count to twenty just one more time

One two three

Four five six

Seven eight nine

Ten eleven twelve

Thirteen fourteen

Fifteen sixteen  
Seventeen eighteen  
Nineteen twenty  
Now we've come to the end of this song  
I told you at the start that it wouldn't take long  
Now you've got to get moving to the very next tune  
But I hope we'll see you back here real soon

## Resource nº 18

### Make a Shape

Make a circle, make a circle,  
Draw it in the sky.  
Use your finger, use your finger,  
Make it round as a pie.

Draw a square, draw a square,  
Make the lines so straight.  
Make a square, make a square,  
Draw a box in the air.

Draw a triangle, draw a triangle,  
Always start at the top.  
Make a tent, make a tent,  
Use three lines and stop!

## Resource nº 19

### Body Movements

Stand on your toes and stretch up high (repeat 2x)  
This is the way we do it  
Reach to the sky like you're climbing a rope (repeat 2x)  
This is the way we do it  
Hands on your waist, bend all around (2x)  
This is the way we do it  
Shoulders up and down, up and down (2x)  
This is the way we do it  
Spin your hands together, spin 'em around (2x)  
This is the way we do it  
Stoop and touch the ground and jump back up (2x)  
This is the way we do it  
Marching in place, march in place (2x)  
This is the way we do it



## Resource nº 20

### If you are happy and you know it

If you're happy and you know it clap your hands  
If you're happy and you know it clap your hands  
If you're happy and you know it then your face will surely show it  
If you're happy and you know it clap your hands  
If you're happy and you know it stomp your feet...

... turn around

... tap your head

...jump up and down.

any action that is appropriate

Variation: substitute sad for happy with appropriate actions.

## Resource nº 21

### ABC Song

A B C D E F G

H I J K L M N O P

Q R S T U V

W X Y and Z

Happy, Happy, Now you see

I can sing my A, B, C.

(repeat twice)

## Resource nº 22

### Little Tea Pot

I'm a little teapot

Short and stout

Here is my handle

Here is my spout

When I get all steamed up

Hear me shout

Just tip me over and pour me out!

I'm a special teapot

Yes, it's true

Here's an example of what I can do

I can turn my handle into a spout

Just tip me over and pour me out!

## Resource nº 23

### It's Raining, It's Pouring

It's raining, it's pouring;  
The old man is snoring.  
He went to bed and he  
Bumped his head  
And he couldn't get up in the morning.

## Resource nº 24

### Harry Hat Man

Harry Hat Man whispers H, whispers H, whispers H,  
Harry Hat Man whispers H,  
He never talks out loud.  
(repeat twice)

## Resource nº 25

### Old Mc Donald

Old MacDonald had a farm,  
Ee i ee i oh!  
And on that farm he had a dog,  
Ee i ee i oh!  
With a woof-woof here,  
And a woof-woof-woof there  
Here a woof, there a woof,  
Everywhere a woof-woof  
Old MacDonald had a farm  
Ee i ee i oh!

Old MacDonald had a farm,  
Ee i ee i oh!  
And on that farm he had a cow,  
Ee i ee i oh!  
With a moo-moo here,  
And a moo-moo there  
Here a moo, there a moo,  
Everywhere a moo-ooo  
Old MacDonald had a farm,  
Ee i ee i oh!

Old MacDonald had a farm,  
Ee i ee i oh!

And on that farm he had a duck,  
Ee i ee i oh!  
With a cuack-cuack here,  
And a cuack-cuack there  
Here a cuack, there a cuack,  
Everywhere m a cuack-cuack  
Old MacDonald had a farm,  
Ee i ee i oh!

Old MacDonald had a farm,  
Ee i ee i oh!  
And on that farm he had a sheep,  
Ee i ee i oh!  
With a baa-baa here,  
And a baa-baa there  
Here a baa, there a baa,  
Everywhere m a baa-baa  
Old MacDonald had a farm,  
Ee i ee i oh!

## **Resource nº 26**

### **Clair and Carol**

Clair and Carol can cook (Repeat twice)

## **Resource nº 27**

### **Twinkle, Twinkle**

Twinkle, twinkle, little star,  
How I wonder what you are.  
Up above the world so high,  
Like a diamond in the sky.

Twinkle, twinkle, little star,  
How I wonder what you are!  
When the blazing sun is gone,  
When there's nothing he shines upon,  
Then you show your little light,

Twinkle, twinkle, through the night.  
Twinkle, twinkle, little star,  
How I wonder what you are!  
In the dark blue sky so deep  
Through my curtains often peep  
For you never close your eyes  
Till the morning sun does rise

Twinkle, twinkle, little star  
How I wonder what you are  
Twinkle, twinkle, little star  
How I wonder what you are

## **Resource nº 28**

### **Sally sells seashells**

Sally sells sea shells by the sea shore (repeat twice)

## **Resource nº 29**

### **Ten tiny timid tigers**

Ten tiny timid tigers (repeat twice)

## **Resource nº 30**

### **Miss Polly**

Miss Polly had a dolly  
Who was sick, sick, sick,  
So she called for the doctor  
To be quick, quick, quick;  
The doctor came  
With his bag and his hat,  
And he knocked at the door  
With a rat-a-tat-tat.

He looked at the dolly  
And he shook his head,  
And he said "Miss Polly,  
Put her straight to bed."

He wrote out a paper  
For a pill, pill, pill,  
"That'll make her better,  
Yes it will, will, will!"

## Resource nº 31

### BINGO

There was a farmer who had a dog,  
And Bingo was his name-O.  
B-I-N-G-O!  
B-I-N-G-O!  
B-I-N-G-O!  
And Bingo was his name-O!

There was a farmer who had a dog,  
And Bingo was his name-O.  
(Clap)-I-N-G-O!  
(Clap)-I-N-G-O!  
(Clap)-I-N-G-O!  
And Bingo was his name-O!

There was a farmer who had a dog,  
And Bingo was his name-O!  
(Clap - Clap)-N-G-O!  
(Clap - Clap)-N-G-O!  
(Clap - Clap)-N-G-O!  
And Bingo was his name-O!

There was a farmer who had a dog,  
And Bingo was his name-O.  
(Clap - Clap - Clap)-G-O!  
(Clap - Clap - Clap)-G-O!  
(Clap - Clap - Clap)-G-O!  
And Bingo was his name-O!

There was a farmer who had a dog,  
And Bingo was his name-O.  
(Clap - Clap - Clap - Clap)-O!  
(Clap - Clap - Clap - Clap)-O!  
(Clap - Clap - Clap - Clap)-O!  
And Bingo was his name-O!



## Resource nº 32

### Five Little Ducks

Five little ducks  
Went out one day  
Over the hill and far away  
Mother duck said  
"Quack, quack, quack, quack."  
But only four little ducks came back.

Four little ducks  
Went out one day  
Over the hill and far away  
Mother duck said  
"Quack, quack, quack, quack."  
But only three little ducks came back.

Three little ducks  
Went out one day  
Over the hill and far away  
Mother duck said  
"Quack, quack, quack, quack."  
But only two little ducks came back.

Two little ducks  
Went out one day  
Over the hill and far away  
Mother duck said  
"Quack, quack, quack, quack."  
But only one little duck came back.

One little duck  
Went out one day  
Over the hill and far away  
Mother duck said  
"Quack, quack, quack, quack."  
But none of the five little ducks came back.

Sad mother duck  
Went out one day  
Over the hill and far away  
The sad mother duck said  
"Quack, quack, quack."  
And all of the five little ducks came back.

## Resource nº 33

### Rainbow Fish

Please find Story Script at the last page of the document.

## Resource nº 34

### Humpty Dumpty

Humpty Dumpty sat on a wall,  
Humpty Dumpty had a great fall;  
All the King's horses, and all the King's men  
Couldn't put Humpty together again. (repeat twice)

## Resource nº 35

### Baby Beluga

Baby Beluga in the deep blue sea,  
Swim so wild and you swim so free.  
Heaven above, and the sea below,  
And a little white whale on the go.  
Baby beluga, baby Beluga, is the water warm?  
Is your mama home with you, so happy.  
Way down yonder where the dolphins play,  
Where they dive and splash all day,  
The waves roll in and the waves roll out,  
See the water squirting out of your spout.  
Baby beluga, baby Beluga, sing your little song,  
Sing for all your friends, we like to hear you.  
When it's dark, you're home and fed,  
Curl up snug in your water bed.  
Moon is shining and the stars are out,  
Good night, little whale, goodnight.  
Baby beluga, baby Beluga, with tomorrow's sun,  
Another day's begun, you'll soon be waking.  
Baby Beluga in the deep blue sea,  
Swim so wild and you swim so free.  
Heaven above and the sea below,  
And a little white whale on the go.  
You're just a little white whale on the go.

## Resource nº 36

### Oscar Orange

Oscar Orange, she says O (repeat three times)  
She belongs to Mister O

Oscar Orange, she says O (repeat three times)  
She belongs to Mister O

## Resource nº 37

### Days of the Week

Here are the seven days of the week. Do you know their names?  
Listen once and sing with me.

Sunday, Monday, Tuesday, Wednesday, Thursday, Friday, Saturday.  
Sunday, Monday, Tuesday, Wednesday, Thursday, Friday, Saturday.

## Resource nº 38

### Hokey Pokey

You put your right foot in,  
You put your right foot out,  
You put your right foot in  
And shake it all about!  
You do the hokey-pokey  
And you turn yourself around.  
That's what it's all about!  
*Repeat with left foot.*

You put your right hand in,  
You put your right hand out,  
You put your right hand in  
And you shake it all about!  
You do the hokey-pokey  
And you turn yourself around.  
That's what it's all about!  
*Repeat with left hand.*

The Rainbow Fish  
By Marcus Pfister (1992)  
Phonemic Awareness Activity

Story:

A long way out in the deep blue sea there lived a fish.

Not just an ordinary fish, but the most beautiful fish in the entire ocean. His scales were every shade of blue and green and purple, with sparkling silver scales among them.

The other fish were amazed at his beauty. They called him Rainbow Fish. "Come on, Rainbow Fish," they would call. "Come and play with us!" But the Rainbow Fish would just glide past, proud and silent, letting his scales shimmer.

One day, a little blue fish followed after him. "Rainbow Fish," he called, "wait for me! Please give me one of your shiny scales. They are so wonderful, and you have so many."

"You want me to give you one of my special scales? Who do you think you are?" cried the Rainbow Fish. "Get away from me!" Shocked, the little blue fish swam away. He was so upset; he told all his friends what had happened. From then on, no one would have anything to do with the Rainbow Fish. They turned away when he swam by.

What good were the dazzling, shimmering scales with no one to admire them? Now he was the loneliest fish in the entire ocean.

One day he poured out his troubles to the starfish. "I really am beautiful. Why doesn't anybody like me?" "I can't answer *that* for you," said the starfish. "But if you go beyond the coral reef to a deep cave you will find the wise octopus. Maybe she can help you."

The Rainbow Fish found the cave. It was very dark inside and he couldn't see anything. Then suddenly two eyes caught him in their glare and the octopus emerged from the darkness. "I have been waiting for you," said the octopus with a deep voice. "The waves have told me your story. This is my advice. Give a glittering scale to each of the other fish. You will no longer be the most beautiful fish in the sea, but you will discover how to be happy."

"I can't..." the Rainbow Fish started to say, but the octopus had already disappeared into a dark cloud of ink. Give away my scales? My beautiful shining scales? Never. How could I ever be happy without them? Suddenly he felt the light touch of a fin. The little blue fish was back! "Rainbow Fish, please, don't be angry. I just want one little scale." The Rainbow Fish wavered. Only one very very small shimmery scale, he thought. Well maybe I wouldn't miss just one.

Carefully the Rainbow Fish pulled out the smallest scale and gave it to the little fish. "Thank you! Thank you very much!" The little blue fish bubbled playfully, as he tucked the shiny scale in among his blue ones. A rather peculiar feeling came over the Rainbow Fish. For a

long time he watched the little blue fish swim back and forth with his new scale glittering in the water.

The little blue fish whizzed through the ocean with his scale flashing, so it didn't take long before the Rainbow Fish was surrounded by the other fish. Everyone wanted a glittering scale. The Rainbow Fish shared his scales left and right. And the more he gave away, the more delighted he became. When the water around him filled with glimmering scales, he at last felt at home among the other fish.

Finally the Rainbow Fish had only one shining scale left. His most prized possessions had been given away, yet he was very happy. "Come on Rainbow Fish," they called. "Come and play with us!" "Here I come," said the Rainbow Fish and happy as a splash, he swam off to join his friends.